

EPOTREAD™ AQ-1

Premium waterbased epoxy pool coating

Revised March 2023

DESCRIPTION

Epotread AQ-1 is a two-pack heavy duty waterbased epoxy swimming pool coating manufactured in New Zealand with the latest epoxy resin technology, specially formulated to an equal part 1:1 ratio ensuring speed and accuracy for the applicator.

Epotread AQ-1 is used for floors and walls of swimming pools in New Zealand conditions, providing a robust chemical resistant finish.

PRODUCT FEATURES

- Durable satin finish
- Excellent adhesion to adequately prepared surfaces
- Non-toxic and solvent free
- Standard colour range available, plus tinting on request
- Apply by brush, roller or airless sprayer
- Excellent chemical resistance
- Easy 1:1 mix ratio (Part A and Part B)

USE AREAS

- Floors and walls of swimming pools

PACKAGING

Epotread AQ-1 is available in 8 litre and 20 litre packs. Each pack consists of two components (Part A and Part B). The total quantity comprises the pack size, eg. 20 litre pack includes 10 litres of Part A and 10 litres of Part B.

SURFACE PREPARATION

Ensure the substrate is in clean and sound condition. The surface must be dry, free of dirt, oil, grease and loose material. Any moss or mould must be totally removed by waterblasting. Moss kill or algae remover liquid spray may also be required.

Existing painted surfaces

Ensure a clean surface by using Omniwash detergent or similar, scrub with a stiff broom and rinse off with plenty of water. High pressure waterblasting is highly recommended. The surface must be clean and dry before painting. Any loose or bubbling paint must be removed by diamond grinding or sand blasting.

Unpainted or new concrete surfaces

Should be either diamond ground or etched with Hydrochloric Acid then thoroughly waterblasted.

Concrete crack repairs

Cracks can be chased out using a diamond cutting blade on an angle grinder, then filled with Cretex SL epoxy resin on horizontal surfaces (floors), or Cretex TR epoxy mortar on slopes and walls. Refer to Cretex SL / TR data sheets. Epotread AQ-1 is not a waterproofing membrane. Extra waterproofing methods such as fibreglassing may be required if any points of leakage exist. Contact Regis Coatings for further advice.

APPLICATION INSTRUCTIONS

Priming

Unpainted concrete block walls should be primed with 2 heavy coats of Duromastic EP Hibuild waterbased epoxy primer, available from Regis Coatings (see appropriate data sheet).

Any bare concrete surfaces that may be slightly damp must also be primed with Duromastic EP Hibuild. Most existing painted surfaces should not require priming. If in doubt, please enquire.



Mixing Directions

Wear impervious nitrile disposable gloves. Stir the Part A thoroughly to ensure that no pigment has settled. **Combine Part A with Part B equal quantities by volume (1:1)** and mix thoroughly for at least 1 minute ensuring a consistent mix. A spiral mixer on a variable-speed power drill is recommended. Ensure that no unmixed ingredient is on the sides or bottom of the pail. Pour the mixed material into a clean pail. Thin 20% with water for the first coat only to aid the penetration on unpainted concrete. Important: If thinning, combine Part A and B together, mix thoroughly, then add the measured amount of water and mix thoroughly again.

Application

Once mixed the working time is 1½ hours @ 20°C. Only apply when the air temperature is above 14°C. Apply the mixed Epotread AQ-1 to the prepared surface evenly by roller using a 10mm roller sleeve. If using an airless sprayer, the first coat application should be assisted with a roller to ensure no air is trapped in the substrate. Thin 20% with clean water for the first coat only. Avoid thinning for subsequent coats. Air fans may be used to assist the drying of the top coat if drying is slow. It is also recommended to add a small amount of fine Silica Sand into this coating on all steps and walking ledges to improve slip resistance.

DRYING TIME

Recoat time

Only apply one coat each day. The fresh coating must be totally tack free before applying the next coat of Epotread. Check the weather conditions, do not apply the coating if dew or rain is expected within 12 hours. Once the rain has stopped, dry away remaining surface water if possible using a soft cloth or blower fan. Always avoid coating late in the day.

Full cure time

It is important to allow 14 days of good drying conditions for the final coat to fully cure, before filling the pool with water. Incomplete curing can lead to colour pigment rub off when pool is in use.

CLEANING OF TOOLS

Equipment and tools should be cleaned immediately after use with warm water and detergent, as cured material is hard to remove. A new roller sleeve is essential for each coat.

Phone tollfree
0800 542 542

www.regiscoatings.co.nz

 **REGIS**
COATINGS









PRODUCT DATA SUMMARY

Property	Typical Values
Colour, wet	Part A: Pigmented epoxy resin Part B: Amber liquid
Colours available	8 standard colours
Pack sizes available	8 litre and 20 litre packs
Coverage rate	7- 10 m ² / litre per coat
Mix ratio	1:1 equal parts by volume
Pot life once mixed	2 hours at 20°C or 1½ hours at 25°C
Application Temperature Range	14°C to 30°C
Specific gravity	1.34kg / litre (Combined A & B)
Touch dry time	8 hours at 20°C
Application	Brush, roller or airless sprayer
Number of coats required	2 coats on pre-painted surfaces 3 coats on porous/unpainted concrete
Re-coat time	16 hours at 20°C. Surface to be tack-free
Full cure	7-10 days at 20°C before filling the pool with water.
VOC Content	37 grams per litre
Clean up	Warm water and detergent while wet
Storage	Store indoors between 8°C and 20°C
CRF Value	>11.0 Non-Directional (kW/m ²)
Shelf life	9 months in well sealed pails

Actual values may vary from the samples tested.

STANDARD COLOURS

Epotread AQ-1 standard colours are shown below. Please note this is a guide only. Actual samples are available on request. White and deep tint bases and a range of other tinted colours are also available by special request. As is typical with pool coatings, these colours can be expected to gradually fade due to the harsh UV and chemical environment. It can be expected that an additional coat will be required periodically.

Standard colours available (general guide only)			
			
EMERALD	VP BLUE HALF	POOL BLUE	LIGHT BLUE
			
BLACK	OFF WHITE	TITANIA	YELLOW

HEALTH AND SAFETY

Flammability: Non flammable.

Skin contact: Wear impervious gloves such as nitrile disposable gloves. Occasional contact is unlikely to have any adverse effect except on particularly sensitive skin. As a general precaution, avoid repeated or prolonged contact. Remove skin contamination when wet with water. Use a proprietary hand cleaner if the product has dried.

Eye Contact: As eyes are a sensitive area, contact should be avoided. Wear safety glasses while mixing and applying. In the event of accidental contact, rinse immediately with plenty of clean water. Consult a doctor.

Inhalation: Use in well ventilated areas and avoid inhalation. This product is not likely to cause breathing difficulty, but if breathing problems occur, move the person to fresh air and obtain medical attention.

Oral ingestion: With proper handling oral ingestion should not occur. The possibility can be minimized by not consuming food in the working area and by washing hands thoroughly before eating and drinking.

Spillage: Unused material should be disposed of in accordance with local regulations.

Do not dispose of unused material into drains.

Disposal of containers: Do not leave empty containers on the work site where any residue could be a hazard to children or animals. Replace lids and remove all containers to a central disposal point.



TECHNICAL SUPPORT

Further information is available on our full range of epoxy coatings, concrete sealers, waterproofing and bitumen roof coatings.

Visit our website at www.regiscoatings.co.nz or phone Tollfree **0800 542 542** to request brochures or a site visit.

The information provided in this technical bulletin is as up-to-date and correct in detail as possible and is intended to give a fair description of the product and its capabilities. The user of these materials must satisfy themselves with the suitability for a particular application. If unsure about use with certain chemicals, please contact the manufacturer.



MANUFACTURED BY:

Regis Coatings Ltd

127 Antigua Street, Addington, Christchurch 8024, NZ

Phone: 64 3 962 6387 Freephone: 0800 542 542

Email: sales@regiscoatings.co.nz Website: www.regiscoatings.co.nz

Phone tollfree
0800 542 542

www.regiscoatings.co.nz

